



HOMEPORT :
TELLICO LAKE
LOUDON, TN
FOUNDED 1997



NOVEMBER, 2021 NEWSLETTER

WWW.TELLICOCRUISECLUB.COM

Winterizing Your Boat

Preparing your boat for the winter months is absolutely essential to protect your investment and to ensure that your boat is in great shape and ready for use in the spring. Because there are so many factors to consider, it is usually a good idea to hire a professional to winterize and/or store your boat. Should you decide to go it alone, these basic tips will help you winterize your boat and keep it in top condition during the off-season.

PONTOON BOATS

Get it clean

It is important to thoroughly clean your boat inside and out before storing it for the winter. Any dust or grime that are on the exterior will be much easier to clean now than after winter. Once you have the outside clean, you may want to apply a polish to create a protective barrier from rust and dirt.

The interior of the boat should also be cleaned. Make sure to get all surfaces nice and clean and let them dry thoroughly before storing. Teak, carpet and vinyl can breed mildew, especially when the boat is covered and there is little ventilation.

Remove equipment

You should remove any miscellaneous equipment from the boat. Flotation devices, skis, tubes, wakeboard, towels and fishing equipment can trap moisture and cause mildew.

Any electronic equipment should also be removed and stored indoors to protect it from cold temperatures, moisture buildup, and theft.

Prepare your engine

Note: Please consult your engine's owners manual for specific instructions. The following are general guidelines. Your engine will be sitting dormant for a while, so it's a good idea to spray fogging oil into the carburetor and down the spark plug holes. Remove the



spark plugs, spray the fogging oil (following the directions carefully) and replace the spark plugs without connecting the wires. This will provide a protective coating after all of the oil has settled to the bottom of the engine.

Then, fill the gas tank. Empty space inside the tank leaves room for condensation as the temperature changes. Your gas tank should be at least $\frac{3}{4}$ full before storing for the winter.

This is also a good time to replace the oil and change the oil filters. Dispose of any unused oil at an authorized recycling center.

Use Antifreeze

If your boat is equipped with an inboard/outboard, drain the coolant from the engine and replace with non-toxic, propylene glycol based antifreeze.

Cover it up

You should always cover your boat for the winter, and especially if you plan to store it outdoors. Keep in mind that rain and snow can build up and create pooling on the cover so it is important that the cover be very secure and that it is well supported to direct snow and water down and away from the boat. If you choose to use a cover or tarp, make sure that it is properly sized and fitted to your boat.

(continued on page 2)

(Winterizing Your Boat -continued from page 1)

Removing the battery

If you plan to store your pontoon boat out of the water, you should disconnect the battery and store it someplace cool, but remember to fully charge it beforehand, and to top off the charge throughout the winter.

If you are storing your boat in the water, you should keep the battery on board and charged so that the bilge pump will continue functioning if needed.

INBOARD/STERN DRIVE ENGINES

Winterizing your power train extends the life of your engine, and prevents the most costly repairs from freeze damage. There are six primary tasks, which are presented here in the order you should complete them:

Clean Fuel and Clean Filters

Step one of winterizing is to fill the tank with gas and add the fuel stabilizer of your choice like Star brite **EZ-Store EZ-Start** (or what's recommended by your Owner's Manual). Expert opinion regarding ethanol-enhanced gas is to keep the tank full to reduce the amount of air in the tank. Since air holds moisture, as the temperature drops, this moisture condenses and ends up as water in the bottom of your tank. This can fill up your fuel-water separator and cause starting problems in the spring.

A fuel stabilizer also prevents varnish buildup in fuel lines, carburetors or fuel injectors, during the long period of inactivity. This is also a great time to replace the filter element in your fuel filter-water separator.

Adding Antifreeze

The next job is winterizing the engine block with antifreeze, to prevent any residual water from freezing and cracking your block as it expands. Some boatyards avoid this step by opening all the petcocks in the block, then blowing compressed air through the entire raw water cooling system. There's some risk in winterizing this way, as any leftover water remaining in the block could cause a crack. That's why that flushing with antifreeze is both an easier and safer winterizing plan.

Changing the Engine and Transmission Oil

Now that the engine is warmed up, the next job is to change the engine's oil and replace the oil filter. Why do this now, instead of waiting until spring? Because the old, dirty oil contains contaminants and acids that will harm the engine during the lay-up. Clean oil is a must for the health of your engine. [Oil change pumps](#) make restricted access oil changes easy. Change the oil in the transmission too, for similar reasons. Changing the oil while it's warm helps drain all the contaminants and



some reason, you should add Crankcase Oil Stabilizer before you begin winterizing.

Check the Exhaust System

There are a few more jobs left, but we're nearly done. Break the exhaust loose from the water lift muffler or exhaust manifold and inspect for carbon buildup or corrosion. Take the raw water injection hose off the injection nipple and see if it has become blocked by debris or scale.

Inspect Hoses

Check all hoses for evidence of softness, bulging or cracking. Pay extra attention to the hot side of the exhaust and cooling systems. Check all of the hose clamps to be sure they are tight, and look for signs of corrosion.

Seal Engine Openings

Seal all of the openings that go into the engine to prevent the damp air from getting inside. Make caps out of plastic containers and tape to cover the air inlet, transmission and crankcase breathers and exhaust outlets. Leave a note for yourself listing all the openings you have sealed, so you'll remember to uncap them in the spring.






For a detailed BoatU.S. Winterizing checklist, go to the *Tellico Cruising Club* website at:

<http://tellicocruisingclub.com/wp-content/uploads/2015/10/winterizing-check-list>



November Activities Calendar



SUNDAY	MONDAY	TUESDAY	WEDNESDAY	THURSDAY	FRIDAY	SATURDAY
	1	2	3	4	5	6
7	8  Juliet's Luncheon 12:30 Pei Wei Asian Kitchen	9	10  TCC Social/ Membership Meeting 5/6 p.m. Yacht Club	11	12	13
14	15	16	17	18  Black Bear Inn Overnight, Gatlinburg	19  Black Bear Inn Overnight, Gatlinburg	20
21	22	23	24	25	26	27
28	29	30				





Upcoming Events

SAVE THE DATE

COMING UP

REMINDER: Don't forget to bring your check book to General Meeting if you plan to sign up for an event.

Tellico Cruising Club DUES NOTICE!

Annual TCC Dues for 2022 are due by Dec. 31, 2021
(There is a penalty of \$20 for late dues payment)

\$20 Dues Payable to: TCC
(at the November meeting by Check only please.)

Or mail to: TCC Bursar Bill Hall
202 Gusti Lane Loudon TN 37774.



CLICK ON LOGO

Juliet's Luncheon

Pei Wei Asian Kitchen

11301 Parkside Drive, Turkey Creek

Monday, November 8, 12:00 Noon

Meet at restaurant to eat & socialize

Questions: Contact Linda Knecht, 614-371-7508



CLICK ON LOGO

BLACK BEAR

INN & SUITES

1100 Parkway, Gatlinburg, TN 37738 (865) 436-5656

Thursday, November 18 Check In

Group Rate \$100 + Hotel fees + taxes

**Includes full hot Deluxe Breakfast with Omelet Station
Heated Pool and Hot Tub**

You must contact the hotel directly to reserve your room and ask for TCC group rate. A second night is available. Limited number of rooms are reserved for TCC.

For questions contact:

Dianna Vanoni- (865) 657-3031; vanonidianna1959@gmail.com

SAVE THE DATE

COMING UP

REMINDER: Don't forget to bring your check book to General Meeting if you plan to sign up for an event.



TCC Christmas Party

Wednesday, December 8 - 5:30 p.m. - Yacht Club

Dance the Night Away w/DJ Steve - \$48 per person

5:30 p.m. Social Hour (Cash Bar)
 6:45 p.m. House Salad
 7:00 p.m. Dinner (pre-order entree and dessert choices below)

- > Roast Beef Brisket or Chicken Cordon Blue
- > Seasonal Mixed Vegetables
- > Herb Whipped Mashed Potatoes
- > Chocolate Lovin' Cake or NY Cheese Cake with Strawberries

Sign Up at November Meeting
 Contacts: Linda Knecht 614-371-7508
 or George Maresca, 973-919-9009



Juliets Event

Christmas Party

Monday, December 13, 12:30 p.m.

**Your hostess is Sandy Soil
 326 Okmulgee Circle, Tellico Village.**

Menu: Buffet Style Hors d'oeuvres,
 beverages & paper products

\$10 signup at TCC General Meeting (write checks to Linda Knecht, non-refundable).

If possible, please car pool and remember to park on the same side of the street.

Contact: Linda Knecht, 614-371-7508

THAI BISTRO



CLICK ON PHOTO

Juliets Event

Tuesday, January 18, 12:30 p.m.

**Contact Julie Ricchio, 262-527-8224
 or sign up at TCC General Meeting.**

11:15 a.m. - card games and/or
 lunch at 12:30 p.m.
 (Order you lunch as you arrive.
 First come, first served).

LIMITED SEATING - 24 SPOTS

If possible, please car pool.



Photo Gallery

Lunch at Freddy's



The passing of Miss Schelly from P/C Pat to P/C Wayne

New Display of Burgees in YC



New Members



Jim & Diana Eriksson



Daryl & Joyce Blevins

NOTE: Club photos are posted on the TCC website and available for download.

Halloween Party/Dinner/Casino Night



1st Place Costume
Jerry Campbell



NOTE: See more photos on the TCC website that are available for download.



Ship's Store

Your One Stop Shopping for the Best in TCC Logo Cruising Wear



Ship's Store Ordering Information

(see samples & place/pick-up orders in the ship's store at monthly meetings)

- Lake Charts \$5 Burgee \$25 Hats \$20
- Visors \$18 Cover-Up \$22
- Wind Jacket *(both men & women)* \$45
- Sweatshirts *(both men and women)* \$55
- Polo Shirts *(both men & women)* \$45

*(Embroidery of the TCC logo is included in the price of all clothing.
\$9 extra for your name or boat name, both are \$14.)*

(Checks Only)

Captains: Glen and Jodi Seymour
423-884-6978 gsey@tds.net



Officers & Volunteers

2021 OFFICERS

Commander:

Glen Martin
423-284-8392
glenmartin@charter.net

First Officer:

John Manczko
847-997-5739
johnyg@comcast.net

Second Officer:

George Maresca
georgemaresca@rocketmail.com

Bursar:

Bill Hall
318-564-8412
hallwt@att.net

Communication:

Jerry Campbell
865-458-0861
Jerrycampbell2@gmail.com

Member at Large:

Dianna Vanoni
865-657-3031
vanonidianna1959@gmail.com

Past Commander:

Wayne Geoffrey
734-812-0858
wgeoffre@gmail.com

Scribe:

Linda Knecht
614-371-7508
Lakne23@yahoo.com

Service Officer:

Pam Schell
423-462-1094
schellady@yahoo.com

TCC Membership Chairman

P/C Wayne Geoffrey
734-812-0858
wgeoffre@gmail.com

TCC Memorial Rock

Past Commander's Club
P/C Chuck Zimmerman
Al Sponholz
P/C Tim Smith

TCC Newsletter Team

Editor: Bill Van Plew 630-234-2414
bvanplew@gmail.com
Photography: Cathy DeBoer
tccfunpix@gmail.com

TCC Webmaster

Bob Reed 865-738-3643
saxhound@sbcglobal.net

TCC Anchor Boats

The following captains have volunteered (if available) to be anchor boats for Raft Offs when needed:
P/C Stu McFadden, Bill Hall,
P/C Errol Keith, John Krathwohl

TCC Men's Lunch Group (ROMEOS)

Captain: TBD

TCC Women's Lunch Group (JULIETS)

Captain: Linda Knecht 614-371-7508

Boating Classes

Knoxville Power Squadron:
Tom Dietrich 865-657-9190
Coast Guard Auxiliary:
Mike Colacone 352-804-8257



Vessel Safety Inspections

Coast Guard Auxiliary:
Peter Kraslawsky 865-964-5558
Knoxville Power Squadron:
Bill Hall 318-564-8412

