



HOMEPORT :
TELLICO LAKE
LOUDON, TN
FOUNDED 1997



November, 2020 NEWSLETTER

WWW.TELLICOCRUIISINGCLUB.COM

W I N T E R I Z I N G Y O U R O U T B O A R D E N G I N E

When the frost is on the pumpkin, it's time to prepare your outboard engine(s) for its "long winter's nap." It may be tempting just to throw a cover over it and call it a day, but temperatures below freezing can cause costly damage to an engine that isn't winterized properly. Most TCC boat owners use one of the many pro mobile marine services or the marine service centers from where they purchased their boat. Even though the pros will take care of all the details, still it is probably the wise captain that knows all that is involved. So, here are the steps in winterizing or yearly maintenance of your outboard motor.

Fill the fuel tank.

Putting fresh fuel in the boat's tank and treating it with marine fuel additives will help the fuel system sit idle until spring without any problems. If you leave the fuel untreated, some of its components inevitably will begin to oxidize and form a gum-like substance. In the spring, when you try to burn this fuel, it can leave deposits in your engine's combustion chamber, and over time these deposits will build up and reduce the engine's performance.

"Most of the issues our dealers run into are caused by stale fuel," says Mercury Technical Service Department Team Leader Ryan Russell. "If the fuel in your tank is more than a month old, pump it out and replace it with fresh fuel."

As you drain the fuel tank and line, also drain the fuel from your engine, keeping the spent fuel to



discard properly. After draining the engine, replace the fuel filter so it will be clean and ready to go in the spring. If possible, refill the tank with ethanol-free fuel. Stop when the tank is about 95 percent full, because extreme temperature changes over the winter can cause the fuel to expand, potentially forcing gas out of the engine's overflow vents.

Treat the fuel.

The best time to treat fuel is when you pump it into your tank, either during your last fill-up of the season or when you replace stale fuel during winterization. If your outboard is a four-stroke, after you treat the fuel you should change the oil and oil filter before you run the engine. The goal is to have the whole engine clean and ready to go in the spring.

Next, run the treated fuel through the fuel system for 10-15 minutes to ensure it penetrates every component.

(continued on page 2)

Fog the engine.

Now that the motor is warmed up, remove the spark plugs and spray 1 oz. of fogging oil (for four-strokes and conventional two-strokes) into the inside of the engine to prevent corrosion. Look for fogging oil that's specially designed for use during winterization, such as Quicksilver Storage Seal. With direct-injected engines such as Mercury OptiMax, use 1 ounce of DFI engine oil instead of fogging oil. A small oil can with a long flexible neck works best to inject the oil into the cylinders for this application. Put a coat of anti-seize lubricant on the plugs' threads before (carefully) replacing them.

Change the gear lube.

Check your engine's lower unit for water; if you find water, be sure to drain it. Water can freeze and expand during storage, potentially cracking the unit. The next step is to change the gear lube and replace it with fresh lube, along with new washers on the fill and vent screws. As you drain the old oil, inspect it carefully. If it's milky, it indicates a leak.

Check the prop shaft.

With some gear cases, you will have to remove the propeller in order to change the lube; but even if your engine doesn't require that, it's a good idea to pull the prop off anyway. Inspect it for damage and send it to be repaired if necessary. This also is an ideal time to check the shaft for debris and fishing line that might be wrapped around it, which could spoil your whole day at the start of next season.

Check the trim fluid.

You will need to tilt the engine all the way up to get to the pump. The fluid inside should be bright red; if so, check the level and top it off if it's low. If the fluid is pink or milky, indicating the presence of water, drain it and replace it,



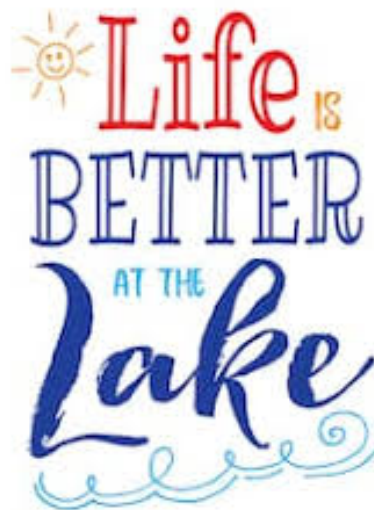
Lubricate any grease points.

These can vary from engine to engine. Consult your Owner's Manual to see where your outboard needs grease.

Check the battery.

If it's a lead acid battery, inspect the fluid level and add distilled water if needed. Be sure the battery is fully charged, remove it from the boat, and store it in a cool, dry place.

*by Louisa Beckett for Mercury Marine –
[https://www.mercurymarine.com/en/us/
dockline/winterizing-your-outboard/](https://www.mercurymarine.com/en/us/dockline/winterizing-your-outboard/)*





Upcoming Activities

Standard Activities

Juliets

Every 3rd Wednesday

Details vary by month

Captain: Linda Knecht

614-371-7508

Romeos

Every Wednesday at 11:15 AM

(Rain or shine)

Meet at H dock, Yacht Club

Lunch by boat or car

Captain: Ken Kofink

865-458-3225

2020 November Activities

Wednesday, November 18 - noon

JULIETS LUNCHEON

Meet at Charmichael's Inn, downtown Loudon

(see Flyer)*Contact Linda Knecht, 614-371-7508

SAVE-THE-DATE

Friday, December 4

JULIETS CHRISTMAS GATHERING

Location at Karen Sue Keith's Home, (see Flyer)

Contact Linda Knecht, 614-371-7508

Wednesday, December 9

TCC CHRISTMAS PARTY, Yacht Club

5:30 p.m.

Tellico Cruising Club Dues Notice!

Your annual TCC Dues for 2021 are due by Nov. 30, 2020. \$20 Dues Payable to: TCC. Mail to: TCC Bursar Bill Hall 202 Gusti Lane Loudon TN 37774.

There is a penalty of \$20 for late dues payment

TCC November Membership Meeting

The TCC November membership meeting will be held on **Thursday, November 12** (not the regular Wednesday) with social hour beginning at 5:00 p.m. and meeting at 6:00 p.m. **on the top floor** of the Tellico Village Yacht Club.

Guidelines and regulations will include; Maximum of 100 people, table set-up cannot be changed, wearing of mask unless seated, eating or drinking and 6 Ft. distancing at all other times.

Therefore, given these circumstances under which we find ourselves living, our meetings will be in a different format with social distancing imposed following CDC, POA & AWE guidelines.

Although an overall change in the atmosphere of the event is realized, we hope this will allow us to conduct business and socialize a little with our friends and neighbors.

Of course, if you are self isolating because of traveling or aren't feeling well for any reason please do not attend.

Hoping to return to some semblance of the new normal soon.

Feel free to contact me if you have any questions,

Jerry Campbell
TCC Communications Officer
Jerrycampbell2@gmail.com
865-458-0861

live every moment



November Activities








SUNDAY	MONDAY	TUESDAY	WEDNESDAY	THURSDAY	FRIDAY	SATURDAY
1	2	3	4 <u>Romeos</u> 11:15 A.M. Meet at H dock, Yacht Club	5	6	7
84	9	10	11  <u>Romeos</u> 11:15 A.M. Meet at H dock, Yacht Club	12  <u>TCC Social/</u> <u>Meeting</u> 5/6 p.m. Yacht Club, top floor	13	14
15	16	17	18  <u>Romeos</u> 11:15 A.M. Meet at H dock, Yacht Club <u>Juliets Luncheon</u> Charmichael's Inn Contact: Linda Knecht 614-371- 7508	19	20	21
22	23	24	25  <u>Romeos</u> 11:15 A.M. Meet at H dock, Yacht Club	26	27	28
29	30					



Photo Gallery

Cruise to Louisville Landing & Lunch at The Anchor Restaurant




Bonfire & Franks & Smores at Vicki's





Photo Gallery

Howl at the Moon @ Tugaloo on Halloween Night



New Members

Bob & Carla
Barnett





Ship's Store

Your One Stop Shopping for the Best in TCC Logo Cruising Wear



Ship's Store Ordering Information

(see samples & place/pick-up orders in the ship's store at monthly meetings)

Lake Charts \$5 Burgee \$25 Koozie \$5
Hats \$15 Visors \$14 Cover-Up \$20 & \$22
Wind Jacket (both men & women) \$52
Sweatshirts (both men and women) \$50 & \$55
Polo Shirts (both men & women) \$40 & \$45

*(Embroidery of the TCC logo is included in the price of all clothing
unless otherwise requested. \$5 extra to add your name.)
(Cash or Check only)*

Captains: Don & Pam Coonley 865-657-9340
doncoonley@gmail.com pamcoonley@gmail.com

Alternate: **Carolyn Rosen** crosen313@charter.net 865-408-1125



Officers & Volunteers

2020 OFFICERS

Commander:

Wayne Geoffrey
734-812-0858
wgeoffre@gmail.com

First Officer:

Glen Martin
423-284-8392
glenmartin@charter.net

Second Officer:

John Manczko
847-997-5739
johnyg@comcast.net

Bursar:

Bill Hall
318-564-8412
hallwt@att.net

Communication:

Jerry Campbell
865-458-0861
Jerrycampbell2@gmail.com

Member at Large:

Dianna Vanoni
865-657-3031
vanonidianna1959@gmail.com

Past Commander:

Pat Ezell
513-257-5279
jpezell@aol.com

Scribe:

Linda Knecht
614-371-7508
Lakne23@yahoo.com

Service Officer:

Pam Schell
423-462-1094
schellady@yahoo.com

TCC Membership Chairman

P/C Pat Ezell 513-257-5279
jpezell@aol.com

TCC Memorial Rock

Past Commander's Club
P/C Chuck Zimmerman
Al Sponholz
P/C Tim Smith

TCC Newsletter Team

Editor: Bill Van Plew 630-234-2414
bvanplew@gmail.com
Photography: Cathy DeBoer
tccfunpix@gmail.com

TCC Webmaster

Bob Reed 865-738-3643
saxhound@sbcglobal.net

TCC Anchor Boats

The following captains have volunteered
(if available) to be anchor boats for
Raft Offs when needed:
P/C Stu McFadden, Bill Hall,
P/C Errol Keith, John Krathwohl

TCC Men's Lunch Group (ROMEOS)

Captain: Ken Kofink 865-458-3225

TCC Women's Lunch Group (JULIETS)

Captain: Linda Knecht 614-371-7508

Boating Classes

Knoxville Power Squadron:
Tom Dietrich 865-657-9190
Coast Guard Auxiliary:
Mike Colacone 352-804-8257

Vessel Safety Inspections

Coast Guard Auxiliary:
Peter Kraslawsky 865-964-5558
Knoxville Power Squadron:
Bill Hall 318-564-8412

